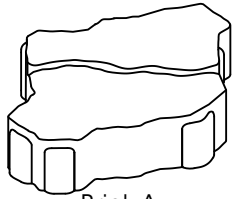
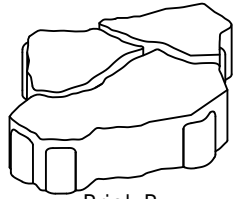


HALIFAX® FLAGSTONE Irregular

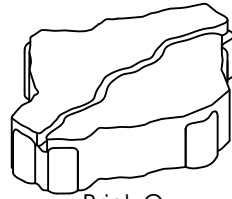
11" x 13 3/4" x 3"
(approximate overall dimension)



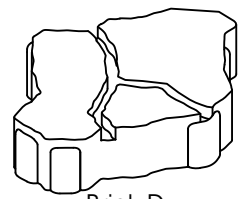
Brick A



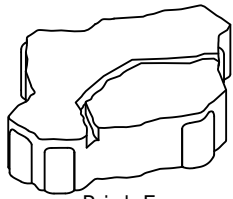
Brick B



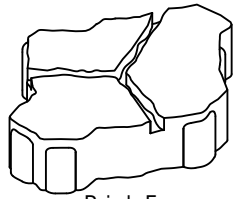
Brick C



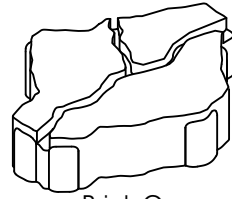
Brick D



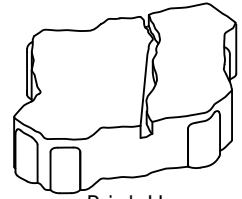
Brick E



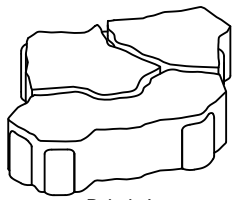
Brick F



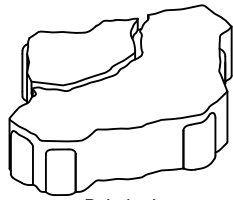
Brick G



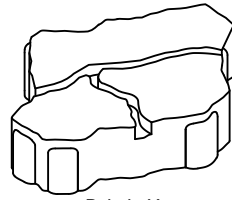
Brick H



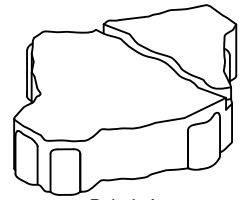
Brick I



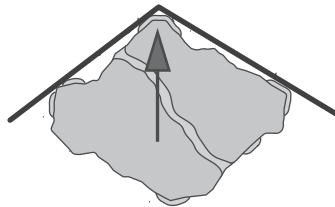
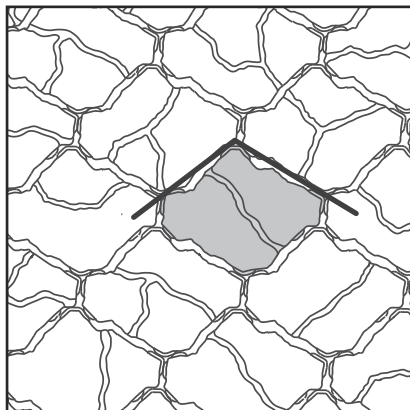
Brick J



Brick K



Brick L



When installing, be sure that the point of the paver is facing away from you.

Please Note: Sizes shown are nominal. Products are made to fit metric modules.

Pavers with profiled tops are most susceptible to harm from plate compactors. These pavers have high and low points molded into the surface, which prevent the equipment from riding flat and subject the high points to potential scuffs. However, even smooth, flat surfaces can be harmed with improper usage or the existence of debris on the plate. To help minimize the scuffing of the profiled surface, it is important to have adequate sand on the surface prior to tamping. Hanover® recommends the use of a plate tamper with a rubber mat attachment.

Joints must be filled with polymeric sand which is specially formulated for the filling of wide joints when installing pavers. Unlike traditional sand, polymeric sand stays in place and remains stable; effectively resisting erosion caused by water, frost, wind, etc. Contact Hanover® for more information.

HANOVER®
Architectural Products
5000 Hanover Road, Hanover, PA 17331
717.637.0500 fax 717.637.7145
www.hanoverpavers.com